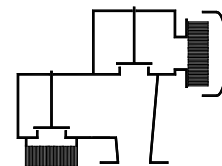


Type sheet


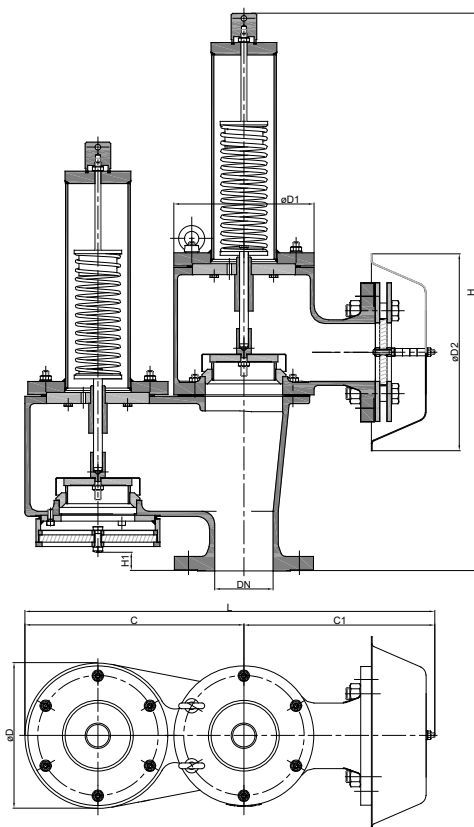
Deflagration proof pressure and vacuum relief valve KITO® VD/KG-PA-IIB3-... VDE



Application

As end-of-line armature, for venting apertures on tank installations. Tested and approved against atmospheric deflagrations for all materials of the explosion group IIB3 with a maximum experimental safe gap (MESG) ≥ 0.65 mm and an maximum operating temperature of 60 °C. Used mainly as venting and breather device for fixed roof tanks. Used to prevent inadmissible pressure and vacuum and to minimize unwelcome gas losses or inadmissible emissions respectively. The housing is mounted perpendicularly on a tank roof.

Dimensions (mm) and settings (mbar)



DN	ASME	C	C1	D	D1	D2	H	H1	L	kg	setting	
											DIN	INCH
50	2"	255	230	165	165	245	604	3	485		>60-415	>60-415
80	3"	300	320	200	192	286	766		620			
100	4"	400	340	250	240	331	911		740			
150	6"	555	405	350	350	405	1173	12	960		>60-415	>60-415
200	8"	625	455	400	390	465	1526		1080			
250	10"	705	460	460	460	550	1630		1165			
300	12"	705	460	460	460	600	1630		1165			

Indicated weights are understood without weight load and refer to the standard design

Example for order

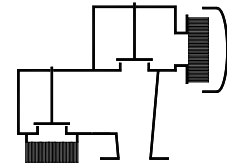
KITO® VD/KG-PA-IIB3-50 VDE

(design DN 50 with flange connection DN 50 PN 16)

Type examination certificate to EN ISO 16852 and CE-marking in accordance to ATEX-Directive 2014/34/EU

Type sheet

Deflagration proof pressure and vacuum relief valve
KITO® VD/KG-PA-IIB3-... VDE



Design

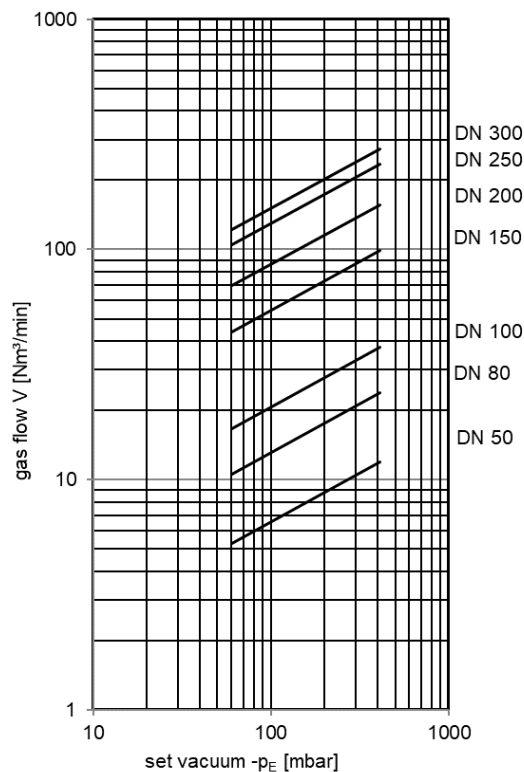
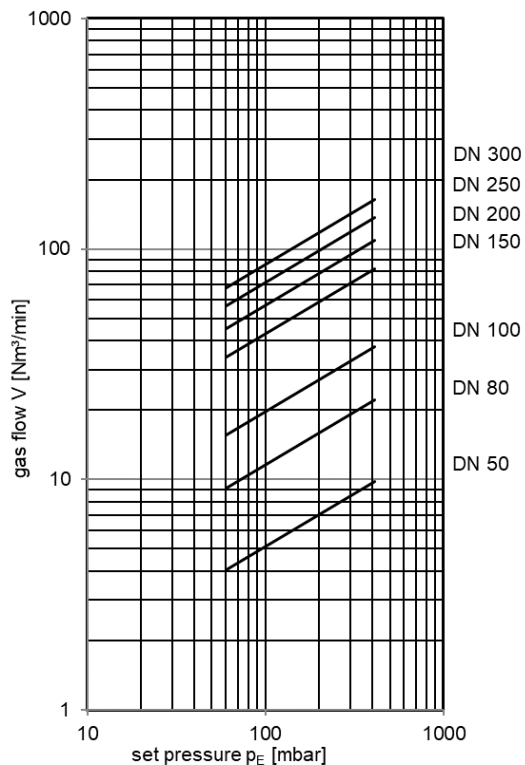
	standard	optionally
housing upper part (PN 1)	cast steel mat. no. 1.0619	stainless cast steel mat. no. 1.4408
housing lower part	cast steel mat. no. 1.0619 / steel	stainless cast steel mat. no. 1.4408 / 1.4571
cover	steel	stainless steel mat. no. 1.4301/1.4571
gasket	PTFE	
design valve pallet	spring loaded	
valve seat	stainless steel mat. no. 1.4571	
valve pallet / valve spindle	stainless steel mat. no. 1.4571	
valve sealing	metal sealing	
spring loaded parts	stainless steel mat. no. 1.4571	
compression spring	stainless steel	
KITO®-flame arrester element	interchangeable	
KITO®-casing / KITO®-grid	stainless steel mat. no. 1.4571 / 1.4310	stainless steel mat. no. 1.4571 / 1.4571
weather hood	stainless steel	
protective screen	stainless steel mat. no. 1.4301 (DN 200-300)	
flange connection	EN 1092-1 type B1	ASME B16.5 Class 150 RF

Performance curves

Flow capacity V based on air of a density $\rho = 1.29 \text{ kg/m}^3$ at $T = 273 \text{ K}$ and atmospheric pressure $p = 1.013 \text{ mbar}$. For other gases the flow can be approximately calculated by

$$\dot{V}_{20\%} = \dot{V}_b \cdot \sqrt{\frac{\rho_b}{1.29}} \quad \text{or} \quad \dot{V}_b = \dot{V}_{20\%} \cdot \sqrt{\frac{1.29}{\rho_b}}$$

The indicated flow rates will be reached by an accumulation of 20 % above valve's setting. If the allowable overpressure is less than 20%, please consult the factory for the corrected volume flow.



page 2 of 2