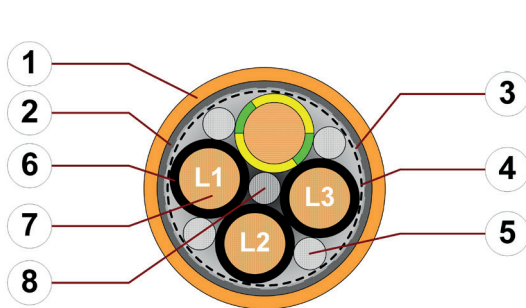


Data sheet

chainflex® CF886



Motor cable (Class 3.1.1.1) ● For flexing applications ● PVC outer jacket ● Shielded ● Flame retardant



1. Outer jacket: Pressure extruded PVC mixture
2. Overall shield: Braiding made of tinned copper wires
3. Shield foil: Aluminium clad plastic foil
4. Banding: Plastic foil
5. Filling: Plastic yarns
6. Core insulation: Mechanically high-quality, especially low-capacitance TPE mixture
7. Conductor: Stranded conductor consisting of bare copper wires
8. Strain relief: Plastic centre element



igus 36-month chainflex cable guarantee and service life calculator based on 2 billion test cycles per year



Example image
For detailed overview please see design table

Cable structure

	Conductor	Conductor consisting of bare copper wires (according to DIN EN 60228).
	Core insulation	Mechanically high-quality, especially low-capacitance TPE mixture.
	Core structure	Cores wound with an optimised pitch length.
	Core identification	Black cores with white numbers, one green-yellow core. 1. Core: U / L1 / C / L+ 2. Core: V / L2 3. Core: W / L3 / D / L-
	Overall shield	Braiding made of tinned copper wires. Coverage approx. 60 % optical
	Outer jacket	Low-adhesion PVC mixture, adapted to suit the requirements in e-chains®. Colour: Pastel orange (similar to RAL 2003) Printing: black

„00000 m** igus chainflex M CF886.--.--① ----② 600/1000V E310776

cRUus AWM Style 2570 VW-1 AWM I/II A/B 80°C 1000V FT1 EAC/CTP

CE RoHS-II conform www.igus.de +++ chainflex cable works +++

* **Length printing:** Not calibrated. Only intended as an orientation aid.
① / ② Cable identification according to Part No. (see technical table).
Example: ... chainflex ... CF886.15.04 ... (4G1.5)C ... 600/1000V ...

Example image



Data sheet

chainflex® CF886



Motor cable (Class 3.1.1.1) ● For flexing applications ● PVC outer jacket ● Shielded ● Flame retardant

Dynamic information

	Bend radius	e-chain® linear flexible fixed	minimum 15 x d minimum 12 x d minimum 8 x d
	Temperature	e-chain® linear flexible fixed	+5 °C up to +70 °C -5 °C up to +70 °C (following DIN EN 60811-504) -15 °C up to +70 °C (following DIN EN 50305)
	v max.	unsupported	3 m/s
	a max.		20 m/s ²
	Travel distance		Unsupported travel distances up to 10 m, Class 1

These values are based on specific applications or tests. They do not represent the limit of what is technically feasible.

Guaranteed service life according to guarantee conditions

Double strokes	1 million	3 million	5 million
Temperature, from/to [°C]	R min. [factor x d]	R min. [factor x d]	R min. [factor x d]
+5/+15	17.5	18.5	19.5
+15/+60	15	16	17
+60/+70	17.5	18.5	19.5

Minimum guaranteed service life of the cable under the specified conditions.
The installation of the cable is recommended within the middle temperature range.

Electrical information

	Nominal voltage	600/1000 V (following DIN VDE 0298-3) 1000 V (following UL)
	Testing voltage	4000 V (following DIN EN 50395)



Example image






Data sheet

chainflex® CF886



Motor cable (Class 3.1.1.1) ● For flexing applications ● PVC outer jacket ● Shielded ● Flame retardant

Properties and approvals

-  **Flame retardant** According to IEC 60332-1-2, FT1, VW-1
-  **Silicone-free** Free from silicone which can affect paint adhesion (following PV 3.10.7 – status 1992)
-  **UL verified** Certificate No. B129699: „igus 36-month chainflex cable guarantee and service life calculator based on 2 billion test cycles per year“
-  **UL/CSA AWM** See table UL/CSA AWM for details
-  **NFPA** Following NFPA 79-2018, chapter 12.9
-  **EAC** Certificate No. RU C-DE.ME77.B.00302/19 (TR ZU)
-  **REACH** In accordance with regulation (EC) No. 1907/2006 (REACH)
-  **Lead-free** Following 2011/65/EC (RoHS-II/RoHS-III)
-  **CE** Following 2014/35/EU



Properties and approvals

UL/CSA AWM Details

Conductor nominal cross section [mm ²]	Number of cores	UL style core insulation	UL style outer jacket	UL Voltage Rating [V]	UL Temperature Rating [°C]
1.5	4	10492	2570	1000	80
2.5	4	10492	2570	1000	80
4	4	10492	2570	1000	80
6	4	10492	2570	1000	80
10	4	10492	2570	1000	80
16	4	10492	2570	1000	80



Example image

Data sheet

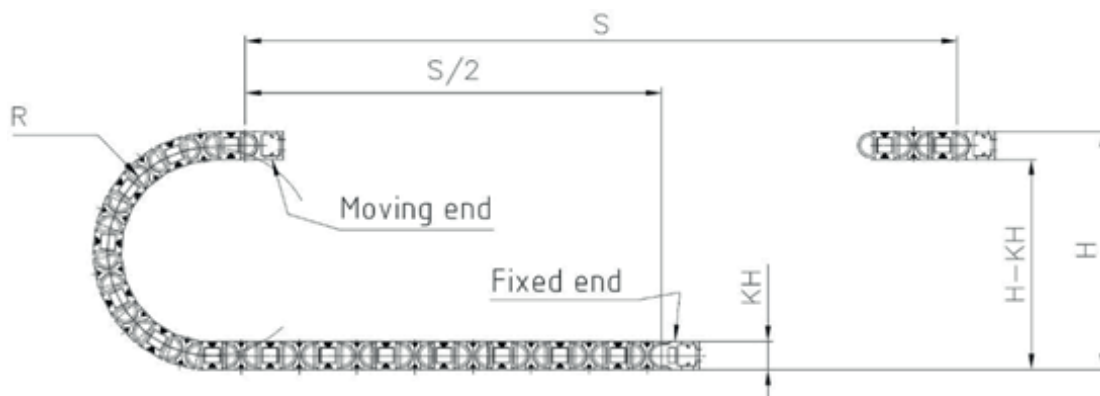
chainflex® CF886



Motor cable (Class 3.1.1.1) ● For flexing applications ● PVC outer jacket ● Shielded ● Flame retardant

Typical lab test setup for this cable series

Test bend radius R	approx. 75 - 225 mm
Test travel S	approx. 1 - 15 m
Test duration	minimum 2 - 4 million double strokes
Test speed	approx. 0.5 - 2 m / s
Test acceleration	approx. 0.5 - 1.5 m / s ²



Typical application areas

- For flexing applications, Class 3
- Especially for unsupported travels, Class 1
- Without influence of oil, Class 1
- No torsion, Class 1
- Preferably indoor applications
- Wood/stone processing, Packaging industry, supply systems, Handling, adjusting equipment



Example image



igus 36-month chainflex cable guarantee and service life calculator based on 2 billion test cycles per year



Data sheet

chainflex® CF886



Motor cable (Class 3.1.1.1) ● For flexing applications ● PVC outer jacket ● Shielded ● Flame retardant

Technical tables:

Mechanical information

Part No.	Number of cores and conductor nominal cross section [mm ²]	Outer diameter (d) max. [mm]	Copper index [kg/km]	Weight [kg/km]
CF886.15.04	(4G1.5)C	9.0	82	119
CF886.25.04	(4G2.5)C	10.5	132	181
CF886.40.04	(4G4.0)C	12.0	204	263
CF886.60.04	(4G6.0)C	14.5	269	377
CF886.100.04	(4G10)C	18.5	458	577
CF886.160.04	(4G16)C	21.0	760	829

Note: The given outer diameters are maximum values and may tend toward lower tolerance limits.
G = with green-yellow earth core x = without earth core

Electrical information

Conductor nominal cross section [mm ²]	Maximum conductor resistance at 20 °C (following DIN EN 50289-1-2) [Ω/km]	Max. current rating at 30 °C [A]
1.5	13.3	19
2.5	7.98	27
4	4.95	37
6	3.3	48
10	1.91	69
16	1.21	92

The final maximum current rating depends among other things on the ambient conditions, the type of the installation and the number of loaded cores.



Example image



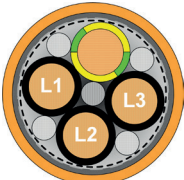
Data sheet

chainflex® CF886



Motor cable (Class 3.1.1.1) ● For flexing applications ● PVC outer jacket ● Shielded ● Flame retardant

Design table

Part No.	Number of cores	Core design
CF886.XX.04	4	



igus 36-month chainflex cable guarantee and service life calculator based on 2 billion test cycles per year



Example image